

ORGANIZER: WYRMSPAN

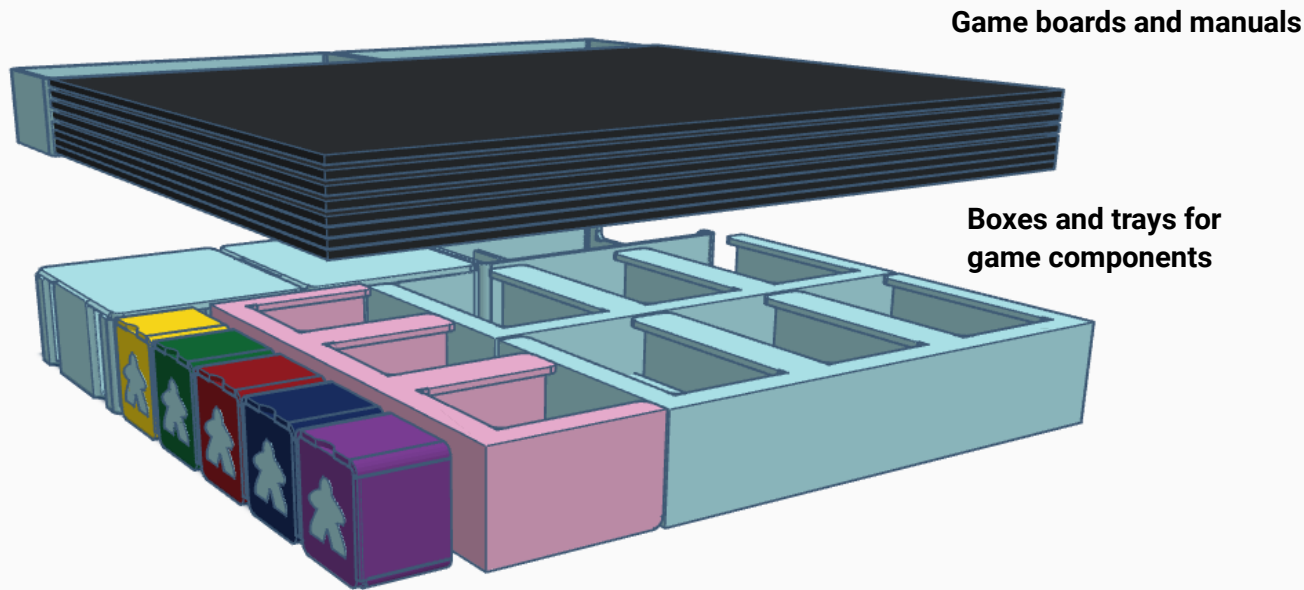
Compatible with Wyrmspan (2024) a Wyrmspan: Dragon Academy (2025) expansion



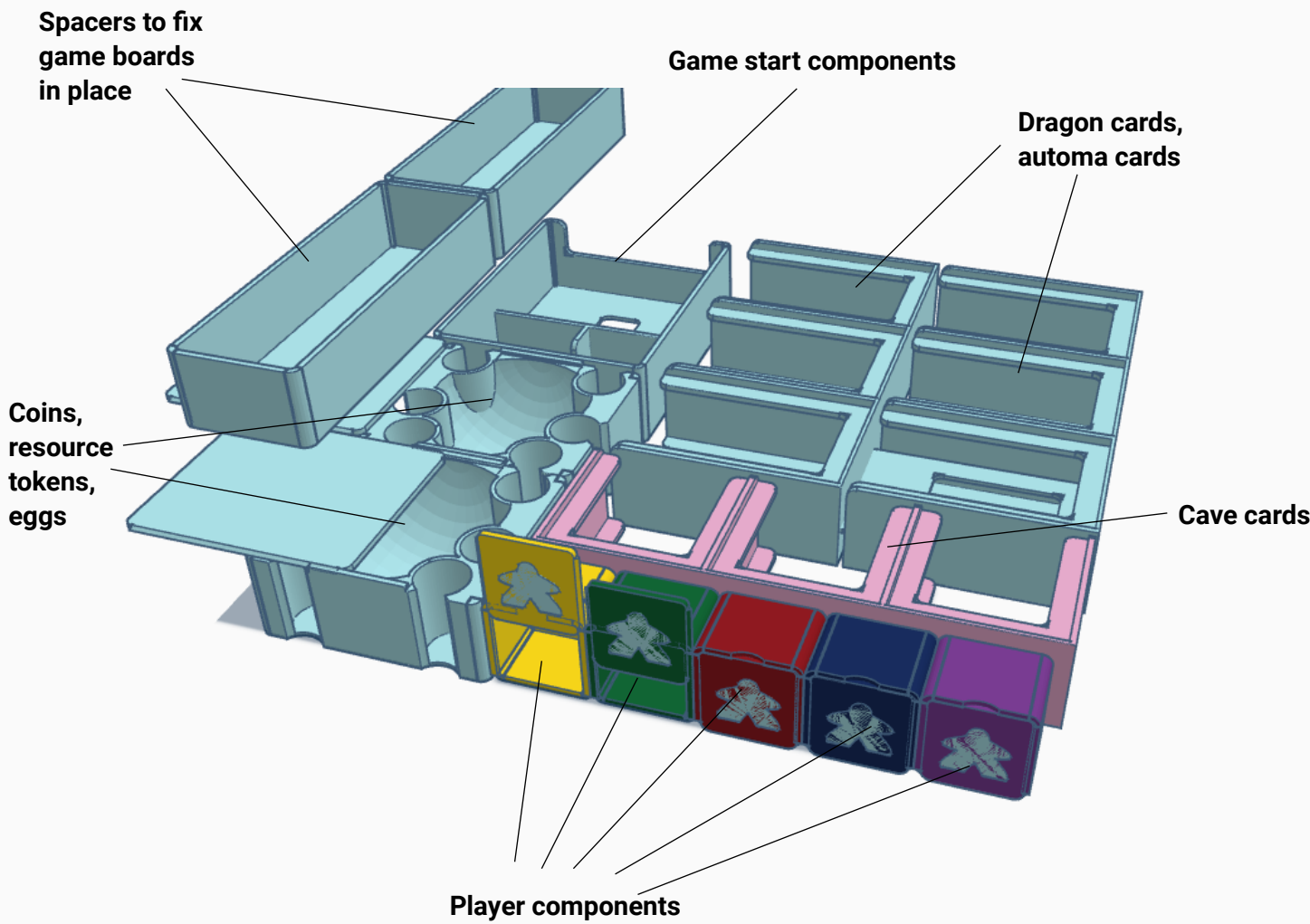
Contents

1. 5 boxes for player components
2. 2 boxes for resource tokens, coins, eggs
3. 3 trays for cards + divider (separating automa cards)
4. 1 box for game start components
5. 2 spacers to fix game boards in place
6. instructions manual

LAYOUT OF COMPONENTS IN THE GAME BOX



LAYOUT AND CONTENTS OF THE BOXES AND TRAYS





Player components boxes

- components in colour of the player (adventurer, player markers, guild token)
- other player components - coins, egg



Boxes for resource tokens, coins, eggs

- 2 boxes for resource tokens, coins, eggs (one for each end of game table)
- stores meat, gold, crystal and milk tokens, coins, multipleir tokens and eggs



Trays for dragon cards and Automa cards and cave cards

- trays store cards as well as serve as a card stand during play
- trays are stackable
- Automa cards can be separated by a divider




Box for game start components

- double sided objective cards are stored on the left (base game and Dragon Academy both fit)
- quick start guides, start player token, round token are stored on the right
- training tokens are stored on top of quick start guides and start player token
- Dragon Guild cards are stored on top of all these components (both from base game and from expansion)



Boxes and trays inside the game box (game boards and rulebooks not shown)



Components of the game and expansions can fit inside without a deck lift. Game can be stored vertically when tightly closed.